

**KENDRIYA VIDYALAYA NO 2 SALT LAKE  
PRIMARY SECTION  
SUMMER VACATION HOLIDAY HOME WORK  
SESSION:2018-19  
CLASS-III**

**SUBJECT -MATHEMATICS**

1) Try these –

- a) 11 more than 31 is -----
- b)  $62 + 13 =$ -----
- c) 10 and 40 more is -----
- d) 11 less than 66 is -----
- e) 4 and 37 more is -----
- f) 9 added to 28 is -----
- g) The sum of 9 and 44 is -----

2) Solve

- a)  $66 - \underline{\quad} = 11$       b)  $36 = \underline{\quad} + 9$
- c)  $45 + \underline{\quad} = 99$       d)  $40 + \underline{\quad} = 76$
- e)  $57 - \underline{\quad} = 20$       f)  $98 = \underline{\quad} + 50$

3) Expand the number –

- a)  $56 + 21 = \underline{\quad} + \underline{\quad} + \underline{\quad} + \underline{\quad}$
- b)  $36 + 25 = \underline{\quad} + \underline{\quad} + \underline{\quad} + \underline{\quad}$

4) Add –

- a)  $345 + 52 =$       b)  $643 + 345 =$       c)  $492 + 29 =$
- d)  $750 + 219 =$       e)  $245 + 93 =$

5) Subtract –

- a)  $75 - 20 =$       b)  $90 - 60 =$       c)  $25 - 33 =$
- d)  $500 - 200 =$       e)  $400 - 350 =$       f)  $150 - 69 =$

6) Write m or cm –

- a) height of a 1 year old child –
- b) depth of a well –
- c) height of your mother –
- d) length of your fathers arm –

7) convert m into centimetre –

- a)  $1\text{m} = \underline{\quad} \text{cm}$       b)  $4\text{m} = \underline{\quad} \text{cm}$
- c)  $8\text{m} = \underline{\quad} \text{cm}$       d)  $33 \text{m} = \underline{\quad} \text{cm}$

e) 7 m = \_\_\_\_\_ cm

f) 22 m = \_\_\_\_\_ cm

8 ) convert metre into kilometre –

a) 1Km = \_\_\_\_\_ m

b) 7 km = \_\_\_\_\_ m

c) 23 km = \_\_\_\_\_ m

9) make a table chart from 2 to 15 .

10 ) Using cutouts of different shapes make designs ,( clown , house ) page no 61 in the book .

### **SUB: ENGLISH**

1. Write 10 pages hand writing from 10 different lessons.
2. Read at least 2 story books and write their name and the authors.
3. Draw and write five sentences about 'Bird'
4. Draw and write five sentences about 'Your Garden'
5. Make 2 pictures in a chart paper from 'Little by Little' and 'The Enormous Turnip'
6. Make flash cards of new words of the lesson in Unit-2 and Unit-3
7. Draw five flowers and write their name which is growing in the magic garden.
8. Write 20 rhyming words from Unit-1 and Unit-2. Such as---Sun -Fun-Run
9. Draw and write five sentences about 'Tree'
10. Make a paper bird by using Newspapers. [See page-20]

### **SUBJECT –EVS**

- Q.1 Draw a family tree, and write the name of your family members and also relationship with them.
- Q.2 Draw a picture of your house, and name different parts of your house.
- Q.3 Write name of festivals that your family celebrate and also paste picture of these festivals in your copy.
- Q.4 Draw different type of houses .
- Q.5 Collect pictures of different traditional foods.
- Q.6 Make a list of favourite food of your family member.
- Q.7 Do you have a pet in your house if, yes then write about your pet . If not would you like to have a pet ?
- Q.8 Draw a colourful rangoli design.
- Q.9 .Make a model of house and decorate it in your way on occasion of diwali.

Q10 .What is your favourite food ,write method of making your favorite food with the help of your parent. And also try to make it once with the help of your parents.

### **SUBJECT:HINDI**

1-दस खेलों के नाम और उनके किसी प्रसिद्ध खिलाड़ी का नाम लिखिए।

2-अपने प्रिय खेल के विषय में पांच वाक्य लिखिए।

3-अपनी हिंदी की किताब से 10 पेज सुलेख लिखें।

4-'किरमिच की गेंद' नामक पाठ से 20 कठिन शब्द लिखें।

5-आपके पापा जब बच्चे थे तो वे कौन-कौन से खेलों से खेलते थे? उनके नाम लिखें और चित्र बनाएं।

### **SUBJECT:COMPUTER**

1. What is computer? Write its 10 uses.
2. Draw a computer by labelling all its components.
3. Draw/paste 5 input and 5 output devices, explain the functions of all.
4. Why CPU is called brain of computer?
5. What are the strengths and limitations of computer?

**KENDRIYA VIDYALAYA NO 2 SALT LAKE  
PRIMARY SECTION  
SUMMER VACATION HOLIDAY HOME WORK  
SESSION:2018-19  
CLASS-IV**

**SUBJECT -MATHEMATICS**

- 1)make a dice.
- 2)write all odd number between 1 to 100.
- 3)write all even number between 101 to 200.
- 4)Make a clock.
- 5)Make a currency chart of different countries.
- 6) Draw two wall pattern.
- 7) Make any two floor pattern using colour paper and stick it A4 size sheet.
- 8)Fill in the blanks-
  - a)30 km =.....m
  - b)2987cm=.....m.....cm
  - c)159854m=.....km.....m
  - d)5752×23=.....
  - e)298644m=.....km.....m.

**SUBJECT:EVS**

1. Map pointing- Locate the following States of India.
  - a) Jammu & Kashmir b) Gujarat c) Kerala d) Assam
  - e) Rajasthan f) West Bengal g) Orissa h) Bihar.
2. Make your own Family Tree with photographs.
3. Make Flash Cards on any five Insects.
4. Make a list of those things which we carry while travelling in a Train.
5. Draw or paste the pictures of the Helpers (in a Chart Paper) seen in a railway Station. Identify those persons and write their names.
6. Make Models of Tunnels and Bridges.
7. Make Models of various Carts and Boats used in Kerala.
8. Make a List of Festivals of Kerala.
9. Make a List of Famous places of Kerala.
10. Make a list of the languages spoken in all the Southern States. ( along with the Names of the States)

## **SUBJECT:ENGLISH**

**Note:** Do the homework in a separate copy.

1. Write 30 pages of handwriting, one page each day.
2. Paste pictures and write the names of 10 games or sports in which you need to run.
3. Write 10 words with “ee” and 10 words with “ea”.
4. Make a bow, an arrow and a model of a dard.
5. Make a finger puppet.
6. Frame 5 questions with Why and five questions with How.
7. Read story books and write the names of at least 3 story books that you have read in the holidays with the names of their authors.
8. Read the lessons thoroughly till Alice in Wonderland and learn the poems by heart.
9. Write a paragraph on “ How you spent your summer vacation”.

## **SUBJECT:HINDI**

- 1-दस खेलों के नाम और उनके किसी प्रसिद्ध खिलाड़ी का नाम लिखिए।
- 2-अपने प्रिय खेल के विषय में पांच वाक्य लिखिए।
- 3-अपनी हिंदी की किताब से 10 पेज सुलेख लिखें।
- 4-'किरमिच की गेंद' नामक पाठ से 20 कठिन शब्द लिखें।
- 5-आपके पापा जब बच्चे थे तो वे कौन-कौन से खेलों से खेलते थे? उनके नाम लिखें और चित्र बनाएं।

## **SUBJECT: COMPUTER**

1. Write the history of computer.
2. Explain all the generation of computer by briefly describing its features.
3. What is Windows Explorer?
4. Explain the following:-
  - a) Mainframe Computer.
  - b) Super computer.
  - c) Analog Computer
  - d) Hybrid Computer.

**KENDRIYA VIDYALAYA NO 2 SALT LAKE  
PRIMARY SECTION  
SUMMER VACATION HOLIDAY HOME WORK  
SESSION:2018-19  
CLASS-V**

**SUBJECT:ENGLISH**

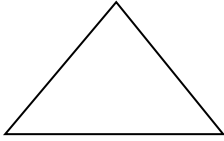

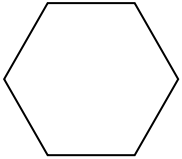
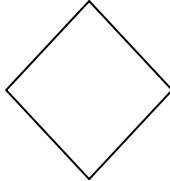
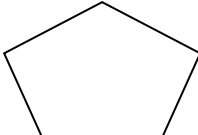
1. Write 10 pages handwriting.
2. Frame 5 questions using What,When,Where,How,Why.
3. Learn the spellings of the lessons in unit 1&2.
4. Read at least two story books and write their names and the authors.
5. Observe the shadow of different objects and draw its shadow at different time of the day- morning, noon, evening .
6. Make a chart of plants, trees, creepers that are harmful for the existence of others.
7. Make flash cards of new words of the lessons in unit 3.
8. Find out and Write 10 prepositions from the lesson Flying together.
9. Write short story/poem/puzzles for class magazine in A4 size paper.
10. Write 5 words beginning with 'In-'.

**SUBJECT:HINDI**

1. सुलेख -10 पेज
2. अकबर-बीरबल की कहानी लिखना ।
3. दिव्यांग व्यक्तियों के बारे में लिखकर चित्र चिपकाओं।
4. पोस्ट ऑफिस से संबन्धित विभिन्न सामग्री का संग्रह करें।
5. मुहावरे और उनके अर्थ लिखकर वाक्य बनाओं (दस)।

**SUBJECT: MATHEMATICS**

1) FINISH THE CHART BY COUNTING THE LINE SEGMENTS AND ANGLES.

<b>SHAPES</b>	<b>NUMBER OF LINE SEGMENTS</b>	<b>NUMBER OF ANGLES</b>
    		

2) WRITE WHETHER THE ANGLE WILL BE RIGHT ANGLE, LESS THAN RIGHT ANGLE OR MORE THAN RIGHT ANGLE DURING FOLLOWING TIME-

- a) 3:00 PM
- b) 2:00 PM
- c) 12:25 PM
- d) 2:35 PM-
- e) 1:10 PM-

3) COUNT AND WRITE THE NUMBER OF ANGLES OF EACH KIND IN THE PHRASE GIVEN BELOW-

**I LOVE MATH** 

**RIGHT ANGLE –**

**LESS THAN RIGHT ANGLE-**

**MORE THAN RIGHT ANGLE-**

**MAKE A LIST OF THINGS AT YOUR HOME WHICH MEASURE RIGHT ANGLE. FILL THE TABLE-**

OBJECTS	NUMBER OF RIGHT ANGLES

- 4) MAKE DIFFERENT SHAPES USING MATCHSTICKS ON A-4 SIZE SHEET.
- 5) MAKE YOUR OWN ANGLE TESTER.
- 6) LEARN DIFFERENT YOGA ASANS AND OBSERVE THE ANGLE MADE BY IT.

### **SUBJECT:EVs**

1. Make a model of Digestive system and Tongue.
2. Paste pictures of different types of mangoes found in India and write 4 lines about each of them.
3. Collect recipes of different dishes from newspapers and magazines and paste them in the copy[at least 5]with their ingredients.
4. Name some preserved food items with pictures.
5. Collect and paste different types of seeds and write their name.
6. Write name of the seed used as--
  - i] Spices \_\_\_\_\_,\_\_\_\_\_
  - ii] Cereals \_\_\_\_\_,\_\_\_\_\_
  - iii] Decoration \_\_\_\_\_,\_\_\_\_\_
  - iv] Food \_\_\_\_\_,\_\_\_\_\_
  - v] Medicine \_\_\_\_\_,\_\_\_\_\_
7. Draw Life cycle of mosquito in a chart paper or copy.
8. Write different sources of water with pictures.
9. Make a model of Rainwater Harvesting.
10. Read all the lesson thoroughly [Lesson 1-6]
11. Make at least 10 questions from each of the lessons [lessons 1-6]



## **SUBJECT: COMPUTER**

1. What is Table? Write the steps to insert a table.
2. What is Indentation?
3. What is outdent?
4. What is merging of cells? Explain with examples and steps.
5. How will you insert and delete a row in a table?
6. What is splitting of cells? Explain with examples and steps.